

Investing Principles



**Investor Education**

# THE REWARDS OF LONG-TERM INVESTING

The odds have favored investors who take a long-term approach. Sticking to a long-term investment strategy pays off. Average stock market returns are mostly positive over time.

## Positive performance over time

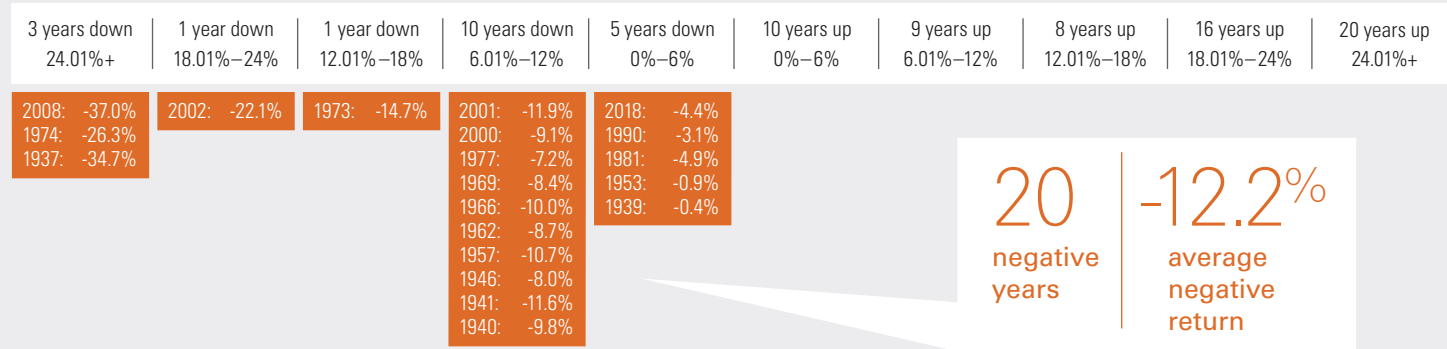
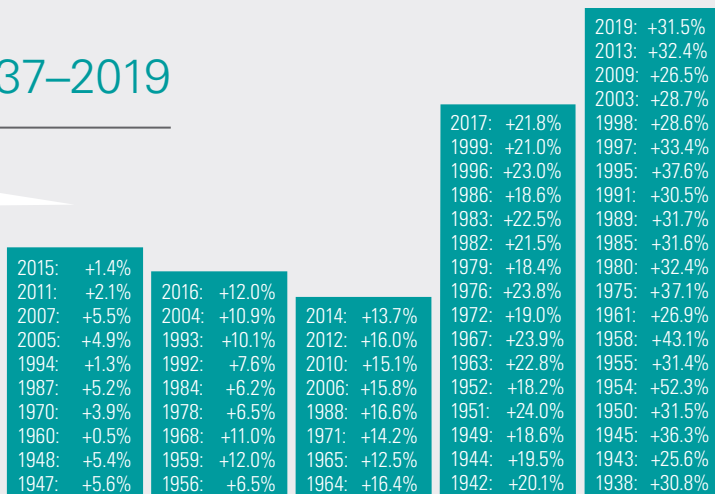
If you have questions about your equity portfolio, ask your financial advisor — who can help you decide whether adjustments may be appropriate based on changes in your financial situation (including your risk tolerance, time horizon and investment objectives).

### Positive versus negative average annual returns for the S&P 500 (1937–2019)

Though the stock market's returns vary tremendously, the average returns for the S&P 500 were positive in 76% of the years from 1937 to 2019.

**10.4%** average annual return: 1937–2019

**63** positive years | **19.6%** average positive return



Source: Legg Mason. Each calendar year listed in chart reflects average annual performance from December 31 of prior year to December 31 of listed year. Returns prior to 1957 are representative of the S&P 90 Index, a value-weighted index based on 90 stocks. Performance shown reflects the effects of dividend reinvestment. This chart is for illustrative purposes only and does not represent actual performance, past or future, of any investment. **Past performance is no guarantee of future results.**

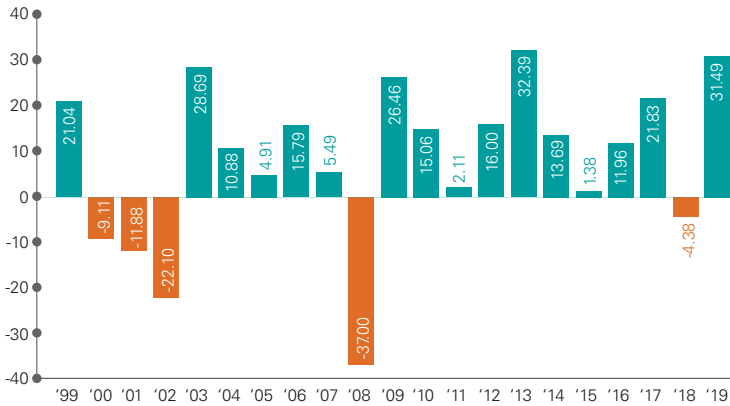
The **S&P 500 Index (S&P 500)** is an unmanaged index of 500 stocks that is generally representative of the performance of larger companies in the U.S. Performance does not reflect the impact of fees and expenses. Investors cannot invest directly in an index. Unmanaged index returns do not reflect any fees, expenses or sales charges.

## Why it can pay to stay invested

Stocks are generally more volatile than fixed income, and returns can vary greatly from year to year. As a result, stock investors may be tempted to abandon a long-term strategy when the markets are down. However, it pays to stick to a plan and stay invested for the long term.

### Steady growth is the exception, not the rule

**S&P 500 Index: Annual total returns 1999–2019**  
(%) ending on December 31, 2019



Although stocks have averaged a 11.9% annual return since 1937, the return can be far higher or lower in any single year.

Long-term investors should consider the pattern of returns over the last 20 years and not be thrown off course by the market's ups and downs along the way: Steady, continuous growth is the exception, not the rule.

Source: Legg Mason. **Past performance is no guarantee of future results.**

### A few days can make a difference

**\$10,000 Investment made to S&P 500 Index**  
from January 1, 1999–December 31, 2019

Price-only performance	
Fully invested	\$32,527
Missed the top 10 days	\$16,233
Missed the top 20 days	\$10,200
Missed the top 30 days	\$6,771
Missed the top 50 days	\$3,527
Missed the top 100 days	\$765

Pulling money out of stocks in down periods can reduce long-term returns, because when the market bounces back, it can happen suddenly and quickly. Missing even a few trading days could mean missing some of the market's biggest gains.

There were 5,036 trading days during this 20-year period ... yet missing only 10 of them would reduce an investor's returns by 50%.

Source: Legg Mason. **Past performance is no guarantee of future results.** All investments involve risks, including loss of principal. The chart provided is for illustrative purposes only and represents an unmanaged index in which investors cannot directly invest. The data in the chart are based on 260 trading days in a year.

## What should I know before investing?

All investments involve risk, including possible loss of principal. Equity investments generally provide an opportunity for more capital appreciation than fixed income investments, but they are subject to greater market fluctuations. Fixed income securities may be subject to extension risk, which is the risk that the issuer will repay their obligations more slowly than the market anticipates in the event that market interest rates rise. Issuers also have the right to pay their payment obligations ahead of schedule in the event that market interest rates fall, subjecting to prepayment risk.



## Confused about financial planning?

Your Financial Professional can help.  
Talk to them about this and other investment strategies.

Any information, statement or opinion set forth herein is general in nature, is not directed to or based on the financial situation or needs of any particular investor, and does not constitute, and should not be construed as, investment advice, a forecast of future events, a guarantee of future results, or a recommendation with respect to any particular security or investment strategy or type of retirement account. Investors seeking financial advice regarding the appropriateness of investing in any securities or investment strategies should consult their financial professional.


Legg Mason, Inc., its affiliates and its employees are not in the business of providing tax or legal advice to taxpayers. These materials and any tax-related statements are not intended or written to be used, and cannot be used or relied upon, by any such taxpayer for the purpose of avoiding tax penalties or complying with any applicable tax laws or regulations. Tax-related statements, if any, may have been written in connection with the "promotion or marketing" of the transactions(s) or matter(s) addressed by these materials, to the extent allowed by applicable law. Any such taxpayer should seek advice based on the taxpayer's particular circumstances from an independent tax advisor.

The Advisor Partnership Program (TAPP)<sup>®</sup> and Our Experience. Your Potential.<sup>®</sup> are registered trademarks of Legg Mason Investor Services, LLC.

© 2020 Legg Mason Investor Services, LLC. Member FINRA, SIPC. Legg Mason Investor Services, LLC is a subsidiary of Legg Mason, Inc. 938513-LMFX015311 3/20

**LEGG MASON**  
GLOBAL ASSET MANAGEMENT

 [LeggMason.com](http://LeggMason.com)

 1-800-822-5544

INVESTMENT PRODUCTS: NOT FDIC INSURED • NO BANK GUARANTEE • MAY LOSE VALUE