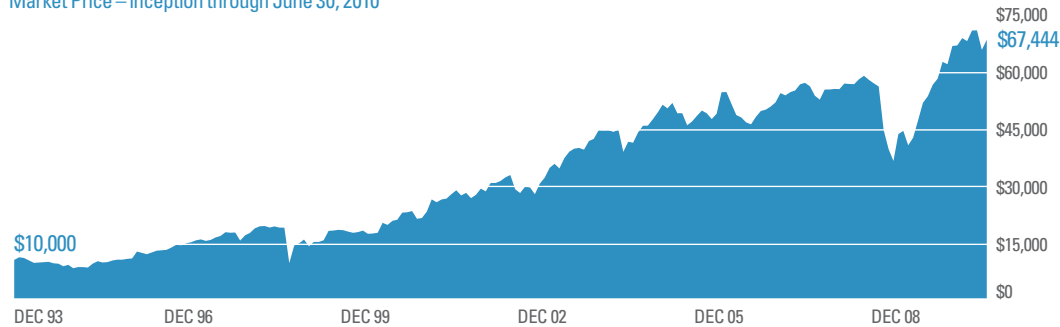


Western Asset Worldwide Income Fund Inc. (SBW)

Growth of a \$10,000 investment

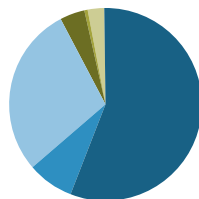
Market Price – inception through June 30, 2010



Average annual total returns based on Market Price assume reinvestment of all distributions at the Dividend Reinvestment Plan Price and the deduction of all fund expenses.

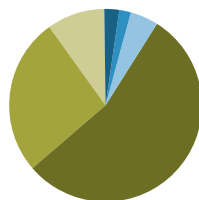
Asset allocation (%)

Emerging Market Debt	92.6
Sovereign Debt External Currency	56.2
Sovereign Debt Local Currency	7.8
Corporates External Currency	28.6
Investment Grade Corporate Bonds	4.2
High Yield Corporate Bonds	0.5
Cash & Other Securities	2.7



Credit quality allocation (%)^{4,5}

	Fund	Manager-rated
AAA	2.7	2.6
AA	2.0	0.0
A	4.5	0.0
BBB	54.9	0.0
BB	26.4	0.0
B	9.5	0.1



Fund data

Trading Symbol	SBW
NAV Symbol	XSBWX
Listed Exchange	NYSE
Inception Date	12/31/93
Market Price	\$12.56
Net Asset Value (NAV)	\$14.15
Premium/Discount	-11.2%
Distribution	0.0750
Distribution Rate (Mkt Price) ¹	7.2%
Distribution Rate (NAV) ¹	6.4%
Distribution Frequency	Monthly

Portfolio characteristics

Total Assets (in millions)	\$184.1
Loans	0.0%
Preferreds	0.0%
Reverse Repos	0.0%
Net Assets ² (in millions)	\$184.1
Average Coupon	7.7%
Weighted Average Life (years)	12.3
Effective Duration (years) ³	7.1

Our goal

To maintain a high level of current income. As a secondary objective, the Fund seeks to maximize total return.

What we invest in

The Fund primarily invests in securities of issuers that are incorporated in or generate the majority of their revenue in, emerging market countries. The Fund can also invest in a broad range of other U.S. and non-U.S. investment grade and high-yield fixed-income securities.

Our approach

Western Asset's approach emphasizes team management and intensive proprietary research to identify undervalued securities with the potential to outperform over the long term. The teams employ multiple investment strategies in an effort to manage risk and create diversified portfolios, including sector rotation, issue selection and duration management.

What should I know before investing?

All investments are subject to risks, including the possible loss of principal. The Fund's investments are subject to credit risk, inflation risk, and interest rate risk. As interest rates rise, bond prices fall, reducing the value of the Fund's share price. The Fund may invest in lower-rated ►

For more information including current performance to most current month end, please visit www.leggmason.com/cef or 888-777-0102

¹ Distribution rate is calculated by annualizing the most recent distribution amount paid, excluding special distributions, divided by the closing market price or NAV as of 6/30/10. Distributions may be paid from investment income, realized capital gains, return of capital or a combination thereof. The Distribution Rate is subject to change and is not a quotation of Fund performance. The Board of Directors may terminate or suspend the managed distribution policy at any time. Any such termination or suspension could have an adverse effect on the market price of the Fund's shares. A return of capital is not taxable and results in a reduction in the tax basis of a shareholder's investment. For more information about a distribution's composition refer to the fund's distribution press release or, if applicable, the Section 19 notice located in the press release section of our website.

² The difference between total assets and net assets, if any, is due primarily to the Fund's use of borrowings and other assets and liabilities; net assets do not include borrowings. The Fund may employ leverage in the form of loans, preferred stock, reverse repurchase agreements and/or other instruments. When the Fund engages in transactions that have a leveraging effect on the Fund's portfolio, the value of the Fund will be more volatile and all other risks will tend to be compounded.

³ Effective duration is a duration calculation for bonds with embedded options. Effective duration takes into account that expected cash flows will fluctuate as interest rates change. Please note, duration measures the sensitivity of price (the value of principal) of a fixed-income investment to a change in interest rates.

⁴ All data is based on 100% of the total fund's holdings and subject to change.

Western Asset Worldwide Income Fund Inc. (SBW)

high yield bonds which are subject to greater credit risk (risk of default) than higher-rated obligations. Investments in foreign securities involve risks, including the possibility of losses due to changes in currency exchange rates and negative developments in the political, economic, or regulatory structure of specific countries or regions. These risks are greater in emerging markets. Leverage may result in greater volatility of NAV and the market price of common shares and increases a shareholder's risk of loss. The Fund may make significant investments in derivative instruments. Derivative instruments can be illiquid, may disproportionately increase losses, and have a potentially large impact on Fund performance.

For more information including current performance to most current month end, visit www.leggmason.com/cef or 888-777-0102

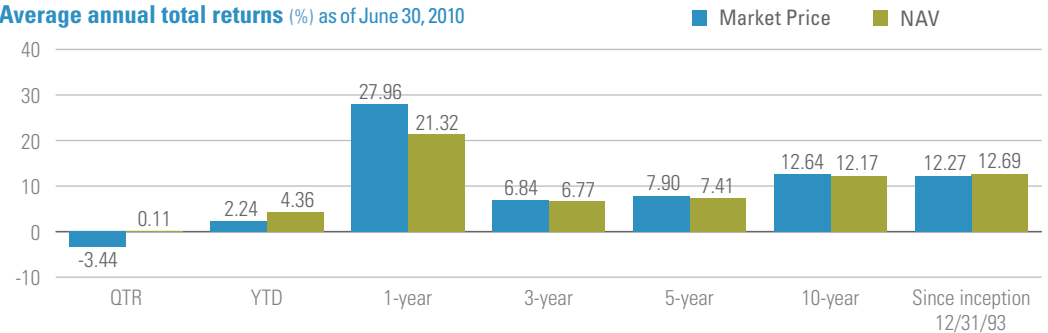
The Fund is not sold or distributed by Legg Mason Investor Services, LLC ("LMIS") or any affiliate of Legg Mason, Inc. Shares of the fund are bought and sold through non-affiliated broker/dealers and trade on the NYSE.

Closed-end funds, unlike open-end funds, are not continuously offered. There is a one-time public offering and once issued, shares of closed-end funds are sold in the open market through a stock exchange. Net asset value (NAV) is total assets less total liabilities divided by the number of shares outstanding. At the time of sale, your shares may have a market price that is above or below NAV. Shares of closed-end funds frequently trade at a market price that is below their net asset value. There is no assurance that the fund will achieve its investment objective. The fund is subject to investment risks, including the possible loss of principal invested.

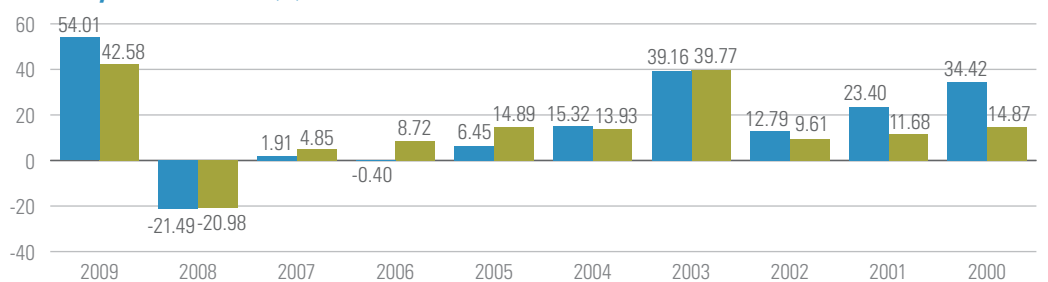
© 2010 Legg Mason Investor Services, LLC, member FINRA, SIPC. Western Asset Management Company and LMIS are subsidiaries of Legg Mason, Inc. 404321 WASX010616 D5961 8/10 FN0911940

Fund performance

Average annual total returns (%) as of June 30, 2010



Calendar-year total returns (%)



Performance shown represents past performance and is no guarantee of future results. Current performance may be higher or lower than the performance shown. Investment return and principal value will fluctuate so shares, when sold, may be worth more or less than the original cost. Average annual total returns based on Market Price assume the reinvestment of all distributions

at the Dividend Reinvestment Plan Price and the deduction of all fund expenses. Average annual total returns based on NAV assume the reinvestment of all distributions at net asset value and the deduction of all fund expenses. Quarter (QTR) and Year-To-Date (YTD) returns are cumulative figures, are not annualized and are calculated from January 1 of the reporting year.

Top emerging market countries (%)⁴

Russia	17.6
Brazil	15.4
Mexico	12.6
Turkey	8.9
Venezuela	7.4
Colombia	5.7
Peru	4.2
Indonesia	4.0
Argentina	3.9
Malaysia	3.5

Currency allocation (%)⁴

US Dollars	90.0
Brazilian Reals	5.0
Indonesian Rupiahs	2.7
Euros	1.8
Russian Rubles	0.3
Argentinian Pesos	0.2

Meet your Western Asset managers

Western Asset uses a team-based approach to managing your fund, with team members averaging over 20 years of investment industry experience. One of the world's largest and leading fixed-income managers, Western Asset has focused exclusively on fixed income since its founding in 1971. They offer investors a broad range of core and specialized bond portfolios from across the fixed-income universe, all managed using a long-term, value-oriented investment process.

⁴ All data is based on 100% of the total fund's holdings and subject to change.

⁵ Credit quality is a measure of a bond issuer's ability to repay interest and a principal in a timely manner. The credit ratings shown are based on each portfolio security's rating as provided by the following Nationally Recognized Statistical Rating Organizations ("NRSRO"): Standard and Poor's ("S&P"), Moody's Investors Service ("Moody's"), Fitch Ratings, Ltd. If two or more of the other NRSROs have assigned a rating to a security, the highest rating is used. In the case where a security is not rated by an NRSRO the rating is determined by Western Asset Management ("WAM"), the fund's investment manager (and not an NRSRO). For this purpose, WAM will analyze comparable securities with similar characteristics (size, capital structure, industry sector, risks, etc.) and assign its own rating using denominations similar to those of S&P. Unrated securities assigned a rating by WAM are specified separately in the credit quality breakdown being shown. A negative allocation may be apparent, which is primarily due to the Fund's unsettled trade activity. Currency forwards and futures are not rated by a NRSRO or WAM and are listed as "Non Rated". The credit quality of the investments in the Fund's portfolio does not apply to the stability or safety of the Fund. These ratings are updated by WAM monthly and may change over time. Please note, WAM is not a NRSRO nor has the Fund itself been rated by a NRSRO.